

Open Loop Current Sensor

ELECTRICAL DATA/INPUT :

Primary Nominal R.M.S. Current Ir(A)	Primary Current Measuring Range Ip(A) at Vcc=±15V	Part Name Type	Part Number
50~600	±Ir*3(≤300A); 900A	CTGXXXX-FFC	CT007FXXXXFC
Vcc	Supply Voltage		±15V ±5%
Ic	Current Consumption		<20mA
Iis	R.M.S. Voltage for 3.5KVAC Isolation test, 50/60Hz, 1min		<10mA
Ris	Isolation Resistance at 500 VDC		>500Mohm

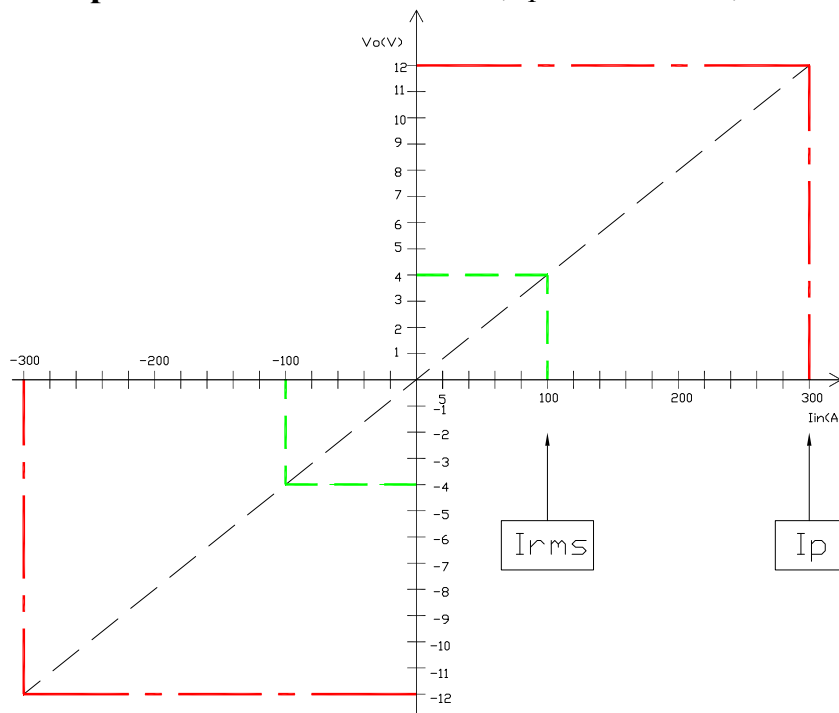
ELECTRICAL DATA/OUTPUT


Vout	Output voltage at Ir , TA=25°C	4V±1%
Rout	Output Impedance	<150 ohm
RL	Load Resistor	>10Kohm
X	Accuracy at Ir , TA=25°C (without offset)	<±1%
EL	Linearity from 0 to Ir , TA=25°C	<±1%
Voe	Electrical Offset Voltage , TA=25°C	<±40mV
Vom	Magnetic Offset Voltage (Ir→0)	<±15mV
Vot	Thermal Drift of Offset Voltage	<±2mV/°C
T.C.	Thermal Drift (-10°C to 50°C)	<±0.1%/°C
Tr	Response Time to 90% of Ir(f=1KHz)	<3us
FB	Frequency Bandwidth (-3dB)	50KHz

GENERAL DATA :

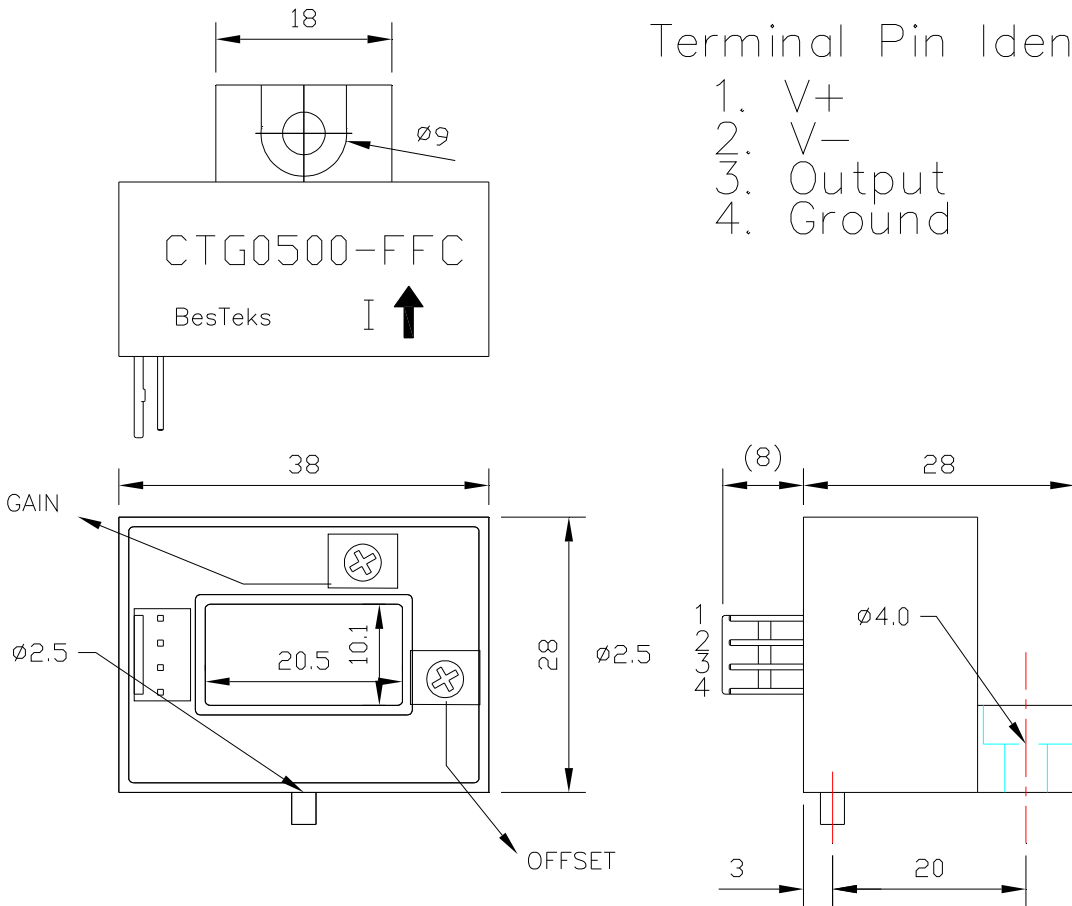
TA	Ambient Operating Temperature	-10 ~ +80°C
Ts	Ambient Storage Temperature	-25 ~ +85°C

Output voltage v.s. Input current: Ex: Irms=100A ; Ip=100*3=300A, Vcc=±15V(Dual power)





Outline dimension & Pin definition (all tolerance:±0.5mm)



Terminal Pin Identification

1. V+
2. V-
3. Output
4. Ground

Marking & Description

